



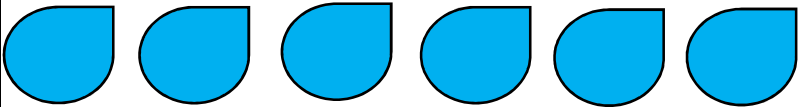
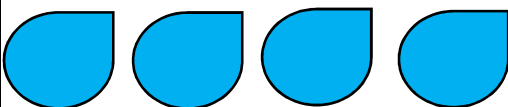

# Data Handling Set - 2

Name \_\_\_\_\_ Date \_\_\_\_\_

Class \_\_\_\_\_ Roll No \_\_\_\_\_

School Name \_\_\_\_\_

The number of pet animals sold in a month is shown in below table.  
Each symbol represents 9 pets.

Animals in a pet shop	Number of animals sold in a month
Cat	
Sheep	
Dog	
Rat	
Rabbit	

- Which pet was sold the most? \_\_\_\_\_
- How many more dogs were sold as compared to cats? \_\_\_\_\_
- Which pet was sold the least? \_\_\_\_\_
- What is the difference between the number of pets which is highest in number and lowest in number sold in month? \_\_\_\_\_
- Find out the number of dogs sold in month. \_\_\_\_\_
- Multiply the number of cats and rats sold in month. \_\_\_\_\_
- Write the name of pets which was sold in odd numbers.  
\_\_\_\_\_
- Write the name of pets which was sold in even numbers.  
\_\_\_\_\_